



Expediting the Path to Gold Production

Merger Presentation | 13th February 2024



Cautionary Statements and Disclaimer

This presentation contains summary information about Greenstone Resources Limited (Greenstone) and Horizon Minerals Limited (Horizon).

Summary of information: This presentation contains general and background information about Greenstone and Horizon's activities made available as at the date of the presentation, and (i) does not purport to be complete; and (ii) should not be considered to be comprehensive or to comprise all the information that an investor should consider when making an investment decision. The information is provided in summary form and has not been independently verified. Greenstone and Horizon are not responsible for providing updated information and assume no responsibility to do so. Further information about the Schemes (including key risks) will be released in due course in the form of an explanatory statement (as that term is defined in section 412 of the Corporations Act 2001 (Cth)).

Not financial product advice: This presentation is not financial product, investment advice or a recommendation to acquire any securities and has been prepared without taking into account the objectives, financial situation or needs of individuals. Before making an investment decision prospective investors should consider the appropriateness of the information having regard to their own objectives, financial situation and needs, and seek legal, taxation and financial advice appropriate to their jurisdiction and circumstances. Greenstone and Horizon are not licensed to provide financial product advice in respect of its securities or any other financial products. Cooling off rights do not apply to the acquisition of Greenstone or Horizon securities. It is assumed that the recipient is capable of making its own independent assessment, without reliance on this document, of the information and any potential investment and will conduct its own investigation.

Disclaimer: Greenstone, Horizon and their related bodies corporate and each of their respective directors, agents, officers, employees and advisers expressly disclaim, to the maximum extent permitted by law, all liabilities (however caused, including negligence on the part of any of them or any other person) in respect of, make no representations regarding, and take no responsibility for, any part of this presentation and make no representation or warranty, express or implied, as to the currency, accuracy, reliability or completeness of any information, statements, opinions, conclusions or representations contained in this presentation. In particular, this presentation does not constitute, and shall not be relied upon as, a promise, representation, warranty or guarantee as to the past, present or the future performance Greenstone or Horizon.

Forward looking statements: This presentation may contain certain forward-looking statements and opinions within the meaning of the Corporations Act 2001 (Cth). This includes predictions, projections, objectives, assumptions, forecasts and estimates (together forward looking statements), which may not have been based solely on historical facts, but rather may be based on Greenstone and Horizon's current expectations about future events and results (often, but not always, using words or phrases such as "expects", "is expected", "anticipates", "believes", "plans", "projects", "estimates", "assumes", "intends", "strategies", "targets", "goals", "forecasts", "objectives", "budgets", "schedules", "potential" or variations thereof or stating that certain actions, events or results "may", "could", "would", "might" or "will" be taken, occur or be achieved, or the negative of any of these terms and similar expressions). Where this presentation includes an express or implied expectation or belief as to future events or results, such expectation or belief is expressed in good faith and believed to have a reasonable basis. However, forward looking statements are subject to risks, uncertainties, contingencies, assumptions and other factors, many of which are outside the control of Greenstone and Horizon, all which could cause actual results to differ materially from future results expressed, projected or implied by such forward-looking statements. This may include, but is not limited to, price fluctuations, actual demand, currency fluctuations, drilling and production results, reserve estimations, loss of market, industry competition, environmental risks, physical risks, legislative, fiscal and regulatory changes, economic and financial market conditions in various countries and regions, political risks, project delay or advancement, approvals and cost estimates. Although Greenstone and Horizon have attempted to identify important factors that could cause actual results to differ materially, there may be other factors that cause results not to be as anticipated, estimated, described or intended. Greenstone and Horizon do not make any representations and provide no warranties concerning the accuracy of any forward looking statements or likelihood of achievement or reasonableness of any forward looking statements, or that any forward looking statement will be achieved or proved correct. Past performance is not necessarily a guide to future performance. The forward-looking statements are based on the assumptions, beliefs, expectations and opinions of management as of the date of this presentation. Greenstone and Horizon do not undertake any obligation to release publicly any revisions to any forward-looking statement to reflect events or circumstances after the date of this presentation, or to reflect the occurrence of unanticipated events, except as may be required under applicable securities laws. For the reasons set forth above, no undue reliance should be placed on forward-looking statements.

Risks: An investment in Greenstone or Horizon is subject to investment and other known and unknown risks, some of which are beyond the control of the entity. Such risks include, but are not limited to metals price volatility, currency fluctuations, increased production costs and variances in ore grade or recovery rates from those assumed in mining plans, as well as political and operational risks, and governmental regulation and judicial outcomes.

Not an offer: This presentation is for information purposes only. The presentation does not comprise a prospectus, product disclosure statement or other offering document under Australian law (and will not be lodged with ASIC) or any other law. This presentation also does not constitute any invitation, offer for sale or subscription or any solicitation for any offer to buy or subscribe for any securities nor shall they or any part of them form the basis of or be relied upon in connection therewith or act as any inducement to enter into any contract or commitment with respect to any securities.

Monetary values: Unless otherwise stated, all dollar values are in Australian dollars (A\$). The information in this presentation remains subject to change without notice.

Effect of rounding: A number of figures, amounts, percentages, estimates and calculations of value in this presentation are subject to the effect of rounding. The actual calculation of these figures may differ from the figures set out in this presentation.

No Distribution in the US: This presentation has been prepared for publication in Australia and is not an offer of securities for sale in the United States and may not be released to US wire services. Any securities to be issued by Horizon have not been and will not be registered under the US Securities Act of 1933, as amended (the US Securities Act) and may not be offered or sold in the United States absent registration or an exemption from registration under the US Securities Act. No public offer of the securities is being made in the United States and the information contained herein does not constitute an offer of securities for sale in the United States. This presentation is not for distribution directly or indirectly in or into the United States or to US persons.

No distribution: Distribution of this presentation may be restricted by law. Persons who come into possession of this presentation should seek advice on and observe any such restrictions. Any failure to comply with such restrictions may constitute a violation of applicable securities laws.

Executive Summary

01.

Overview

Opportunity to establish the next mid-tier gold producer through a merger of Greenstone Resources Limited (“Greenstone”) and Horizon Minerals Limited (“Horizon”) to create a single entity focused on near-term cashflow

On completion the merged entity will be uniquely positioned hosting a global resource inventory of 1.8Moz¹, a long-life & high-grade resource, open pit base load feed, and an enviable regional exploration package

The merged entity will be well funded to execute on a dual-track strategy with cash and listed investments of \$14.9 million².

02.

Key Assets

Horizon: Global resource of 23Mt @ 1.7g/t Au for 1,280koz, including near-surface resources of 448koz @ 1.26g/t Au at Boorara and near-term underground resources of 32koz @ 4.29g/t Au at Cannon

Greenstone: Global resource of 6.8Mt @ 2.4g/t Au for 520koz, including near-surface resources of 352koz @ 2.0g/t Au and underground resources of 168koz @ 4.2g/t Au at Burbanks, located 12km from Greenfields toll treatment mill

Combined entity would host a global resource endowment in excess of 1.8Moz with the potential to support a large and long-life integrated operation

03.

Strategy

Dual-track strategy focused on imminent low-capital cash flow through joint venture mining projects to support the expedited development of the long-life cornerstone assets

Pipeline of advanced stage, low-capital projects will be optimised for development to generate cash flow to support the long-term cornerstone asset strategy

Two complementary cornerstone assets with a combined resource inventory of 914koz at 1.7g/t Au to support a stable long-life operation (Burbanks & Boorara)

04.

Transaction Overview

Merger of Horizon and Greenstone to be affected via a scheme of arrangement (Scheme) under which Horizon will acquire 100% of the shares in Greenstone, subject to shareholder and court approval

Greenstone shareholders to receive 0.2868 new fully paid ordinary shares in Horizon for every 1 Greenstone share held. Horizon and Greenstone shareholders will hold approximately 63% and 37%, respectively³

Post completion of the merger, the Board of Horizon will comprise three directors from Horizon and one director from Greenstone

1. Refer to slide 24 for details on Mineral Resource Estimates; 2. Refer to slide 17 for details on cash and listed investments; 3. Note: Greenstone Listed Options to be exchanged for new Horizon Options at the 0.2868 exchange ratio and on equivalent terms. Unlisted options to be cancelled private treaty.

Strategic Rationale of Merger

Portfolio of highly complementary assets serving to create enhanced scale and optionality within a well-endowed gold district

Logical Combination

Strategic consolidation of a 939km² landholding in the Kalgoorlie-Coolgardie district

Complementary asset base combining Horizon's large baseload resources with Greenstone's higher grade deposits.

Substantial Mineral Resource Base

Combined JORC Mineral Resources of ~1.8Moz Au¹ situated amongst a wealth of regional infrastructure

Two complementary cornerstone assets Burbanks and Boorara would combine to form a JORC (2012) resource inventory of 914koz at 1.7g/t Au to support a stable long-life operation

Near-term & Long-life Production Potential

Dual-track strategy focused on imminent low-capital cash flow through small mining projects to support the expedited development of long-life cornerstone assets

Timing and sequence of projects will be optimised to balance capital requirements, risk and cashflow potential

Mid-Tier Producer Potential

Builds critical mass in support of Horizon's aspirational goal of becoming a 60-80koz per annum producer

Longer-term opportunities for strategically aligned inorganic growth within the region

Market Rating

Enhanced trading liquidity to drive increased market relevance and grow investor appeal

Strong balance sheet with the respective entities having combined cash and listed investments of \$14.9m²

Transaction Overview



Transaction Structure

- Merger of Horizon and Greenstone to be affected via a scheme of arrangement under the Corporations Act 2001 (Cth) under which Horizon will acquire 100% of the fully paid shares in Greenstone (Share Scheme) and a scheme of arrangement under which Horizon will acquire 100% of the listed Greenstone options (Option Scheme), together the Schemes
- Post implementation, the Merged Group's will continue to trade as Horizon Minerals Limited under the ticker ASX:HRZ
- Horizon to provide Greenstone a loan facility up to \$450,000 to meet creditor and merger related costs up until completion



Transaction Consideration

- Each Greenstone shareholder will receive 0.2868 Horizon shares for every 1 Greenstone share held
- Based on the last trading price of Horizon and Greenstone, the exchange ratio represents:
 - A 89% premium to Greenstone's last traded price of \$0.0055; and
 - A 40% premium to Greenstone's 30-day VWAP¹ of \$0.0074.
 - Greenstone Listed Options to be exchanged for new Horizon Options at the 0.2868 exchange ratio and on equivalent terms. Unlisted options to be cancelled private treaty.
- Upon implementation of the transaction, Horizon shareholders will own 63.1% and Greenstone shareholders will own the remaining 36.9%



Board & Management

- Post completion, the Merged Group's Board of Directors will comprise four directors (three from the current Horizon board and one from the current Greenstone board)
- The Merged Group will be led by Ashok Parekh as Non-Executive Chairman and Grant Haywood as CEO & Managing Director
- Greenstone's current Managing Director & CEO Chris Hansen will replace Peter Bilbe as a Non-Executive Director at completion of the Scheme
- Horizon Chief Financial Officer and Company Secretary Julian Tambyrajah will continue in his role



Approvals, Conditions & Timing

- The transaction has been unanimously recommended by the Greenstone Board and each member of the Greenstone Board intends to vote all Greenstone Shares they control in favour of the Share Scheme and all Greenstone Listed Options they control in favour of the Option Scheme, subject to no superior proposal emerging for Greenstone and the Independent Expert concluding and continuing to conclude that the merger is in the best interests of Greenstone shareholders
- Scheme booklet expected to be dispatched to Greenstone shareholders in April 2024, ahead of a scheme meeting expected to be held in May 2024
- Exclusivity arrangements (including customary 'no shop', 'no talk' and 'no due diligence' restrictions), matching rights, break fees and fiduciary exceptions apply
- The Schemes are subject to approval by Greenstone shareholders and listed option holders, court approval and other customary terms and conditions for a transaction of this nature. Transaction completion targeted for June 2024

1. 30 day VWAP (ASX Trading Days) was calculated between 28/12/2023- 09/02/2024. The VWAP for HRZ was \$0.0362. The VWAP for GSR was \$0.0074.

Key Shareholder Benefits

Merger unlocks significant latent value through the combination of two complementary cornerstone assets providing both base load and high-grade feed



1. Premium based on GSR 30-day VWAP (ASX Trading Days) calculated between 28/12/2023 - 09/02/2024; 2. See slide 17 for further details; 3. See slide 24 for further details; See ASX:HRZ 20/06/2022; 4. as announced to ASX by HRZ on 20 June 2022.

Portfolio of Complementary Assets

Ability to expedite the path to production through the merger of two highly complementary companies.

Horizon brings open pit baseload feed at scale, an enviable regional brownfields exploration package, and cash to support the continued advancement of the merged group's assets.

Greenstone brings the only undeveloped high-grade resource >450koz within 100km of Kalgoorlie² which remains open in all directions for future growth

1. Refer to slide 17 for details on cash and listed investments; 2. ASX:GSR 05/07/2023; 3. Refer to slide 24 for details on Mineral Resource Estimates



Baseload Feed & Dominant Regional Brownfields Exploration Package

Combination of advanced stage deposits with near-term production potential and earlier stage exploration targets
Global resource totalling 1.3Moz, including near-surface resources of 448koz at Boorara and underground resources of 32koz at Cannon and 60koz at Pennys Find³
Enviable regional brownfields exploration package totalling over 900km² covering several prospective shear zones in the region

All existing resources and exploration tenure are within 75km of the Coolgardie and adjacent to existing haulage routes

Cash at bank of A\$5.7 million and listed investments of A\$8.7 million, totalling A\$14.4 million¹



High-Grade & High-Margin Feed Adjacent to the Greenfields Mill

100% owner of Burbanks Gold Project located 12km from Greenfields which has historically produced >421koz @ 10.9g/t Au²

Since resuming exploration in November 2021, the Resource has grown at a compounded annual growth rate of 104% to 466koz²

Burbanks is currently the only undeveloped high-grade resource >450koz within 100km of Kalgoorlie²

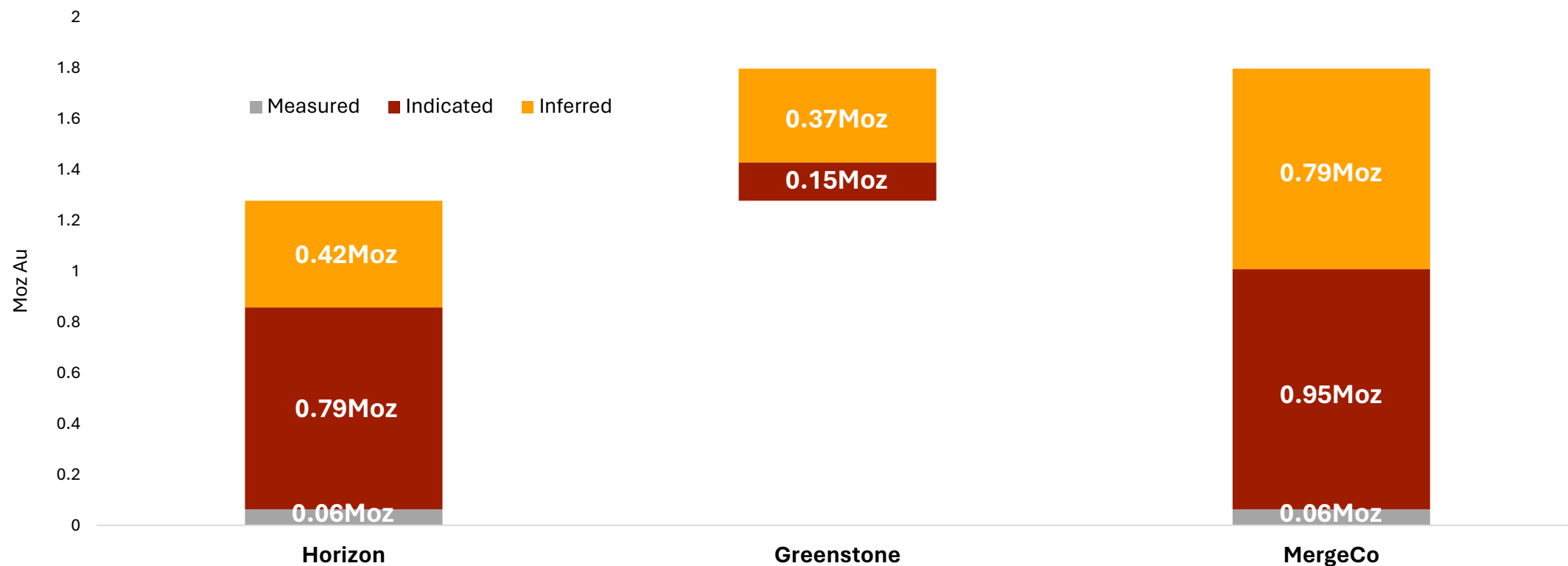
Burbanks currently hosts a total resource of 6.1Mt @ 2.4g/t Au for 466koz, including underground of 1.2Mt @ 4.4g/t Au gold for 168koz³

Only 30% of the mineralised strike tested above 500 metres with the deposit remaining open to the north, south and at depth

Significant potential for future resource additions

Summary of Mineral Resources

The merged entities will have a global resource endowment totaling 1.8Moz with the potential to support a long-life operation



Note: Refer to slide 24 for details on Mineral Resource Estimates

Dual Track Growth Strategy

Initial focus on generation of immediate, low-capital cash flow through toll processing and mining joint ventures to ultimately support the expedited development of the combined long-life cornerstone assets, while also serving to minimise future shareholder dilution



Near-Term Cashflow

Low-capital cash flow through small mining projects
Burbanks North, Burbanks South, Cannon, Phillips Find, Pennys Find, Rose Hill



Cornerstone Assets

Assessment and development of long-life 100% controlled assets
Boorara, Burbanks Underground

Assets



Asset Overview



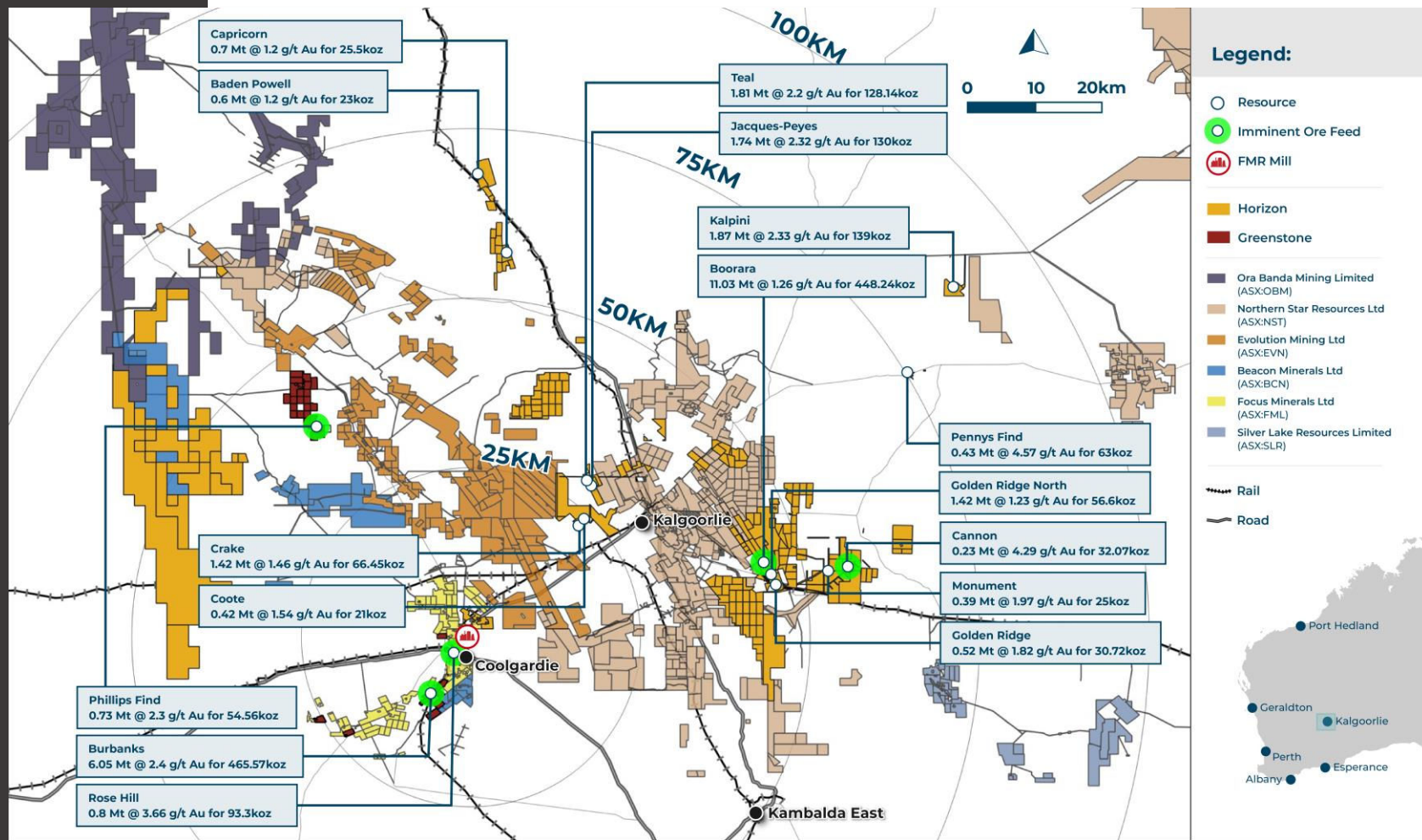
1.8Moz of Gold within 75km of the Greenfields Mill



Supported by a world-class brownfields exploration package



Potential to create a generational gold company



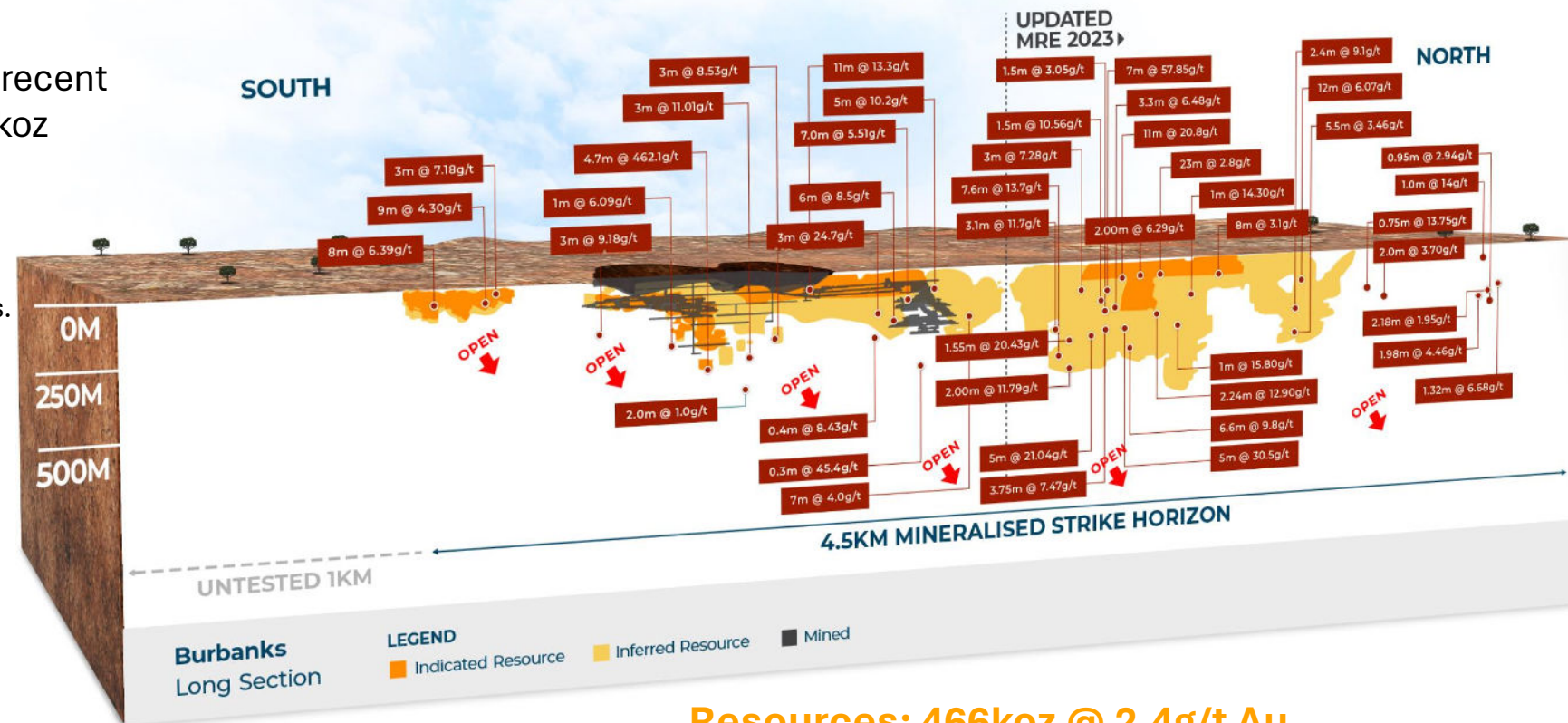
Note: Imminent ore feed is defined as key near-term development assets as presented on slide 10. [include footnote with details of any non wholly owned projects](#)

Burbanks: High-Grade Growth

Continued track record of resource additions, with the recent resource update adding 188koz from just 10,000m of drilling

- ✓ Only 30% of the mineralised strike tested above 500 metres.
- ✓ Deposit remains open along strike and at depth
- ✓ Significant potential for future resource additions

Refer to slide 24 for details on Mineral Resource Estimates



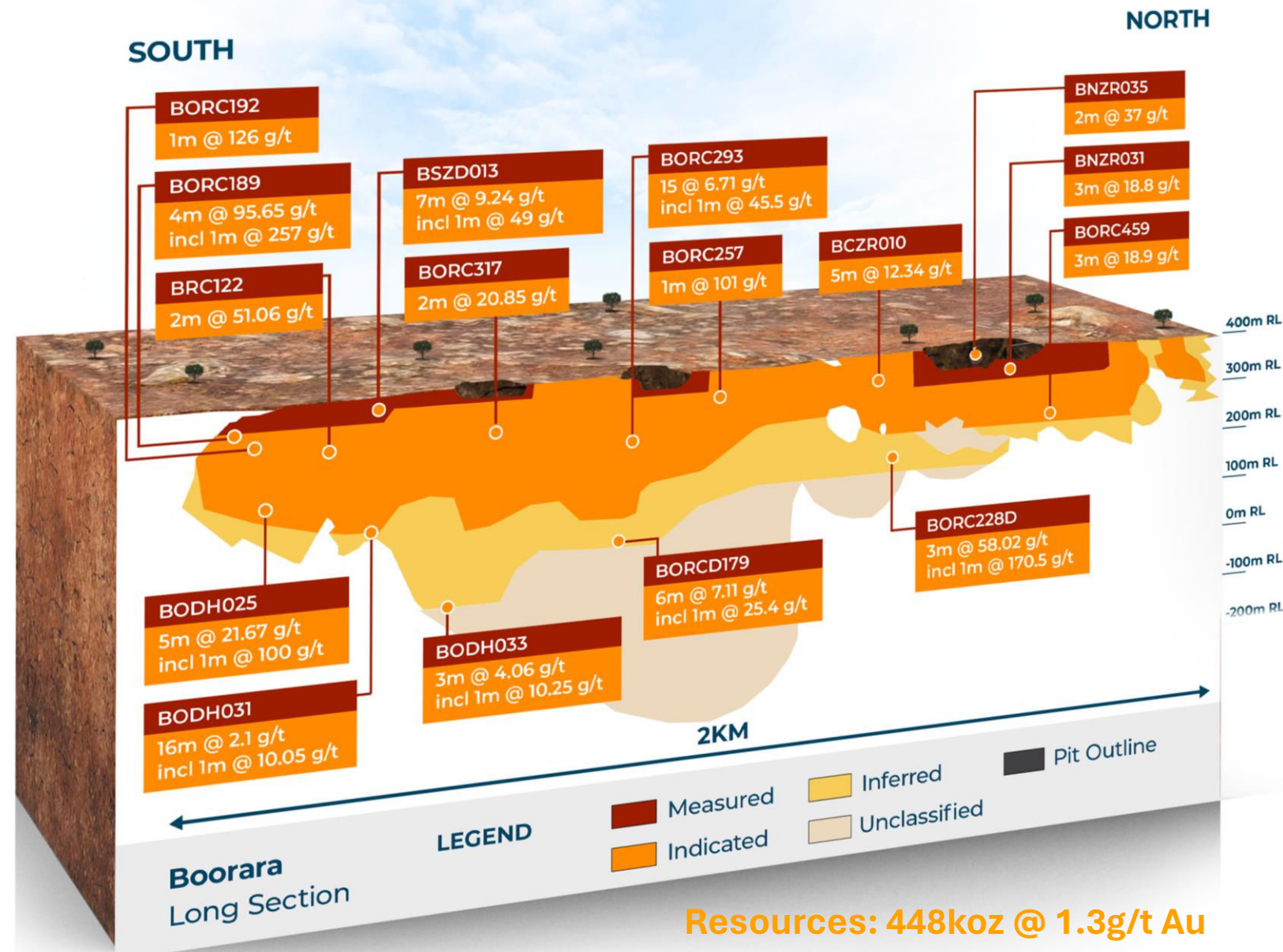
Resources: 466koz @ 2.4g/t Au

Boorara: Baseload Feed

Boorara has the potential to supply baseload feed that could be supplemented by lower tonnage, higher grade feed from Burbanks to support an integrated operation.

- ✓ More than 77% of the 448koz resources in the Measured and Indicated categories
- ✓ Open along strike and at depth with known mineralisation outside the current resource
- ✓ Previous trial mining has built geological confidence and de-risked future large scale mining

Refer to slide 24 for details on Mineral Resource Estimates



Key Near-Term Development Assets

Potential to optimise the sequence of projects to reduce risk and capital requirements while providing a non-dilutive source of funding to evaluate the cornerstone assets.

Burbanks North

- Existing Small Mining Permit in place
- Initial open-pit MRE optimisations completed
- Potential for starter pit within permitted area
- Discussions underway for mining & milling

Phillips Find

- Three historical pits on granted mining licenses
- Profitability in 2015 at a materially lower gold price
- Recent MRE optimisations support pit cutbacks
- Existing resource of 54,557oz @ 2.3g/t Au ¹

Burbanks South

- Near-surface & previously unmined
- Initial open-pit MRE optimisations completed
- Potential for a significant open-pit
- On granted ML but mining permit required

Cannon

- Ore Reserve of 135kt grading 4.1g/t Au for 17,680oz
- All mining & development works approvals secured
- Fully-Funded with US\$5.0m loan facility (drawn)
- First gold in 2024 subject to final Board approval

Rose Hill

- Underground JORC MRE of 74,900oz at 4.6g/t Au
- Mine evaluation and infrastructure review
- Current strategy to mine fresh & oxide via open pit
- Underground mining of fresh rock to follow

Pennys Find

- Existing JORC MRE of 63,000oz at 4.6g/t Au
- Previous open pit mined 18,350oz
- Opportunity to establish decline from existing pit
- Historically high gold recovery of 92.4%

Regional Exploration Potential



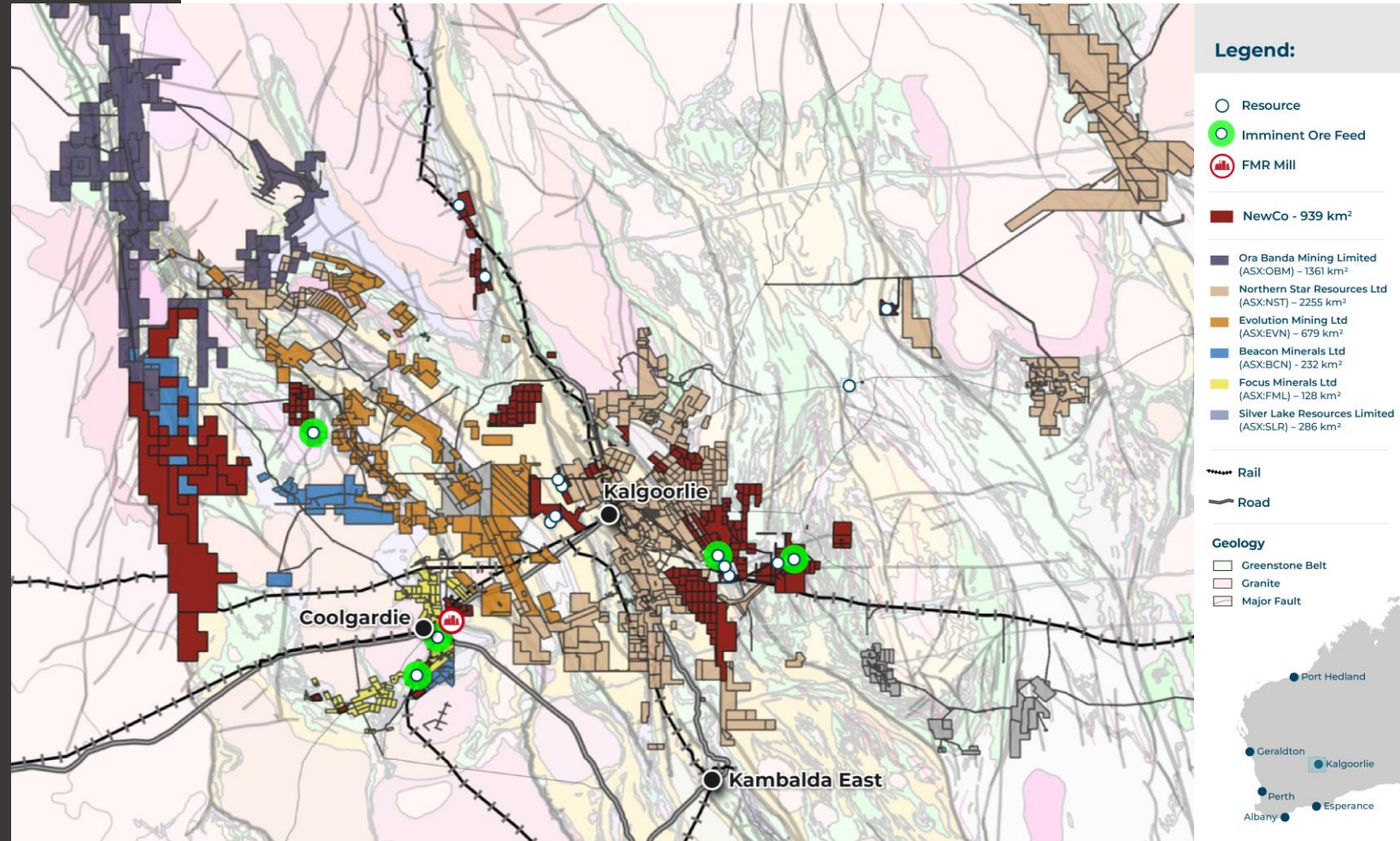
939km² of highly prospective exploration tenure



Horizon is the third largest landholder in the region




Significant potential for further discoveries and extensions to existing targets and resources



Note: Imminent ore feed is defined as key near-term development assets as presented on slide 10.

Transaction Summary



Indicative Capital Structure

Merger serves to combine the respective strengths of the two companies, resulting in a robust capital structure that is well positioned for growth.

The merged entities will have a strong balance sheet with cash (\$6.2M) and listed investments (\$8.7M) totalling ~\$14.9M, serving to provide the merged group with a solid foundation for future growth.

Future sources of imminent non-dilutive funding through joint-venture mining opportunities will be actively pursued.

1. At the implied HRZ Offer price of 1 HRZ share for every 0.2868 GSR share held based on both companies' respective 30-day VWAPs (ASX trading days) up until execution of the SID.

2. GSR ordinary shares on issue of 409.5m post implementation of the transaction (adjusted for the vesting of 59.7m GSR performance rights as part of the transaction as outlined in the scheme implementation deed)




3. HRZ December Quarterly cash balance as of 31 January 2024.

4. GSR December Quarterly cash balance as of 31 January 2024.

5. HRZ December Quarterly debt balance as of 31 January 2024. AUD:USD of 0.65.

6. Refer to slide 24 for details on Mineral Resource Estimates

Note: The pro forma financial information is for illustrative purposes only and is not intended to represent the future financial position of the combined entity.

Pro forma capital structure	Unit	 HORIZON MINERALS	 Greenstone RESOURCES (Pre-merger)	 Greenstone RESOURCES (Post-merger)	Pro-forma Merged ⁶
Share Price	(A\$/sh)	0.034	0.006	0.034 ¹	0.034
Shares on Issue	(M sh)	701.0	1,368.1	409.5 ^{1,2}	1,110.5
Market Capitalisation	(A\$M)	23.8	7.5	13.9	37.8
% shareholding in Merged Group	(%)	63.1%		36.9%	100.0%
Cash	(A\$M)	5.7 ³	\$0.5	0.5 ⁴	6.2
Debt	(A\$M)	7.7 ⁵	-	-	7.7
Enterprise Value	(A\$M)	25.8	\$7.0	13.4	39.3
Gold Mineral Resources ⁶	(koz Au)	1,282	520	520	1,802
Enterprise Value / oz	(\$/oz Au)	\$20/oz	\$14/oz	\$26/oz	\$22/oz

Merged Group's Board & Management



The merger brings together two complementary teams: Horizon's mine development experts and Greenstone's exploration specialists.



Diverse leadership team with strong exploration, project development and operations experience coupled with corporate, finance and business development.



The merger crystallises synergies including saving significant costs due to elimination of dual boards and executive management teams.

Board of Directors

Ashok Parekh
Non-Exec Chairman

Grant Haywood
MD & CEO

Jon Price
Non-Exec Director


Chris Hansen
Non-Exec Director

Executive Management

Grant Haywood
MD & CEO

Julian Tambyrajah
CFO & Co-Sec

Glenn Poole
Chief Geologist



See the appendices for full biographies.

Indicative Transaction Timeline

13 Feb 2024
Announce
Transaction

Late March 2024
GSR submits
draft Scheme
Booklet to ASIC
and ASX

Mid April 2024
First Court
hearing

Mid April 2024
Scheme Booklet
sent to Scheme
Participants

**Mid- late
May 2024**
Scheme
Meetings

**Mid- late
May 2024**
Second Court
hearing to
approve Schemes

**Mid- late
May 2024**
Effective
Date

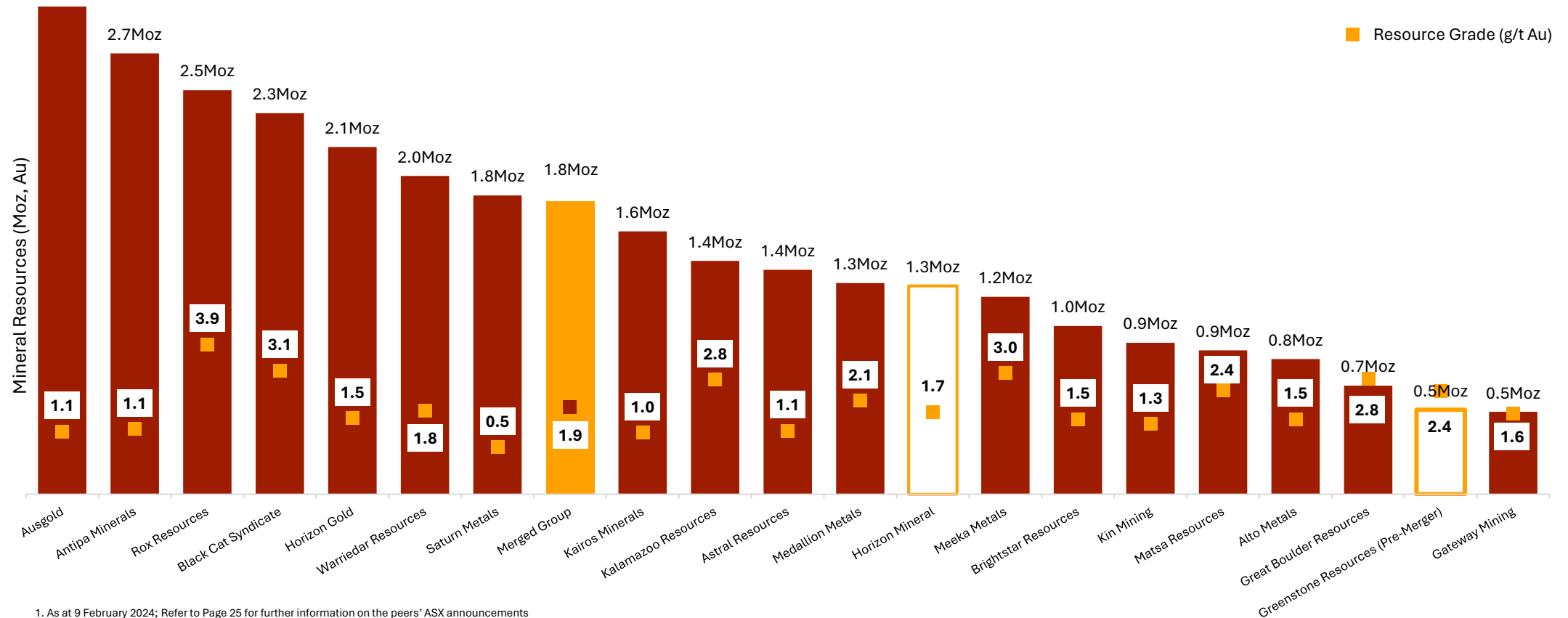
**Mid- late
May 2024**
Record Date

Mid June 2024
Implementation
Date

Note: This is an indicative timetable only and is subject to change, based on factors including regulatory consultation, availability of the Court and unforeseen delays

Peer Comparison: Mineral Resources⁽¹⁾

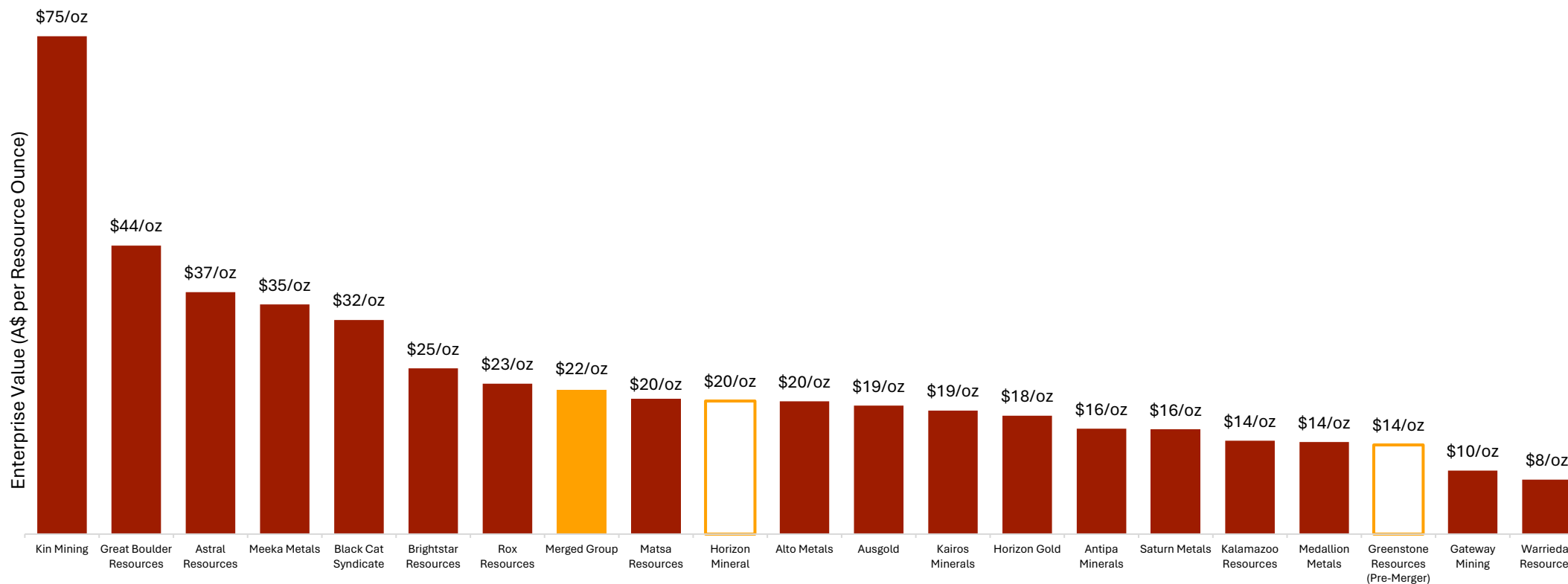
Combination delivers enhanced scale, market significance and removes single asset development risk¹



1. As at 9 February 2024; Refer to Page 25 for further information on the peers' ASX announcements

Peer Comparison – Enterprise Value per Resource Ounce⁽¹⁾

The Merged Group remains attractively valued relative to its peers providing the potential for a market re-rate¹



1. As at 9 February 2024; Refer to Page 25 for further information on the peers' ASX announcements

Summary

01.

Compelling opportunity to expedite the path to creating a sustainable new mid-tier gold producer

02.

Complementary assets combining high-grade resources with large scale baseload feed

03.

Dual-track strategy, focussed on low-capital & near term cashflow to support the development of long-life cornerstone assets

04.

Merged resource inventory and existing regional infrastructure supports sustainable high-quality ounces and lower capital requirements

05.

Dominant position in the Eastern Goldfields presents significant organic and strategic inorganic growth pathways

06.

Complementary Board and Management, strong cash position and near-term production potential

Appendix



Resource Table

Combined entity hosts a global resource endowment totaling ~1.8Moz with the ability to support a long-life operation

	Cutoff	Measured			Indicated			Inferred			Total			
Project	Au g/t	Mt	Au g/t	Oz	Mt	Au g/t	Oz	Mt	Au g/t	Oz	Mt	Au g/t	Oz	Date
Boorara OP	0.5	1.28	1.23	50,630	7.19	1.27	294,140	2.6	1.3	103,470	11.03	1.26	448,240	27/04/2021
Golden Ridge	1.0	-	-	-	0.47	1.83	27,920	0.1	1.7	2,800	0.52	1.82	30,720	4/02/2020
Golden Ridge North	0.8	-	-	-	0.65	1.15	24,260	0.77	1.3	32,340	1.42	1.23	56,600	19/07/2023
Cannon UG	1.0	-	-	-	0.19	4.80	28,620	0.1	2.3	3,450	0.23	4.29	32,070	3/11/2021
Monument	0.8	-	-	-	-	-	-	0.39	1.97	25,000	0.39	1.97	25,000	19/07/2023
Pennys Find	1.5	-	-	-	0.30	5.19	51,000	0.12	3.0	12,000	0.43	4.57	63,000	29/12/2023
Kalpini	0.8	-	-	-	1.40	2.43	108,000	0.5	2.0	31,000	1.87	2.33	139,000	28/09/2021
Rose Hill UG	2.0	-	-	-	0.33	4.50	47,100	0.2	4.8	27,800	0.51	4.60	74,900	8/12/2022
Rose Hill OP	0.5	0.19	2.00	12,300	0.09	2.00	6,100	-	-	-	0.29	2.00	18,400	8/12/2022
Jacques-Peyes	0.8	-	-	-	0.97	2.59	81,000	0.8	2.0	49,000	1.74	2.32	130,000	15/09/2021
Teal	1.0	-	-	-	1.01	1.96	63,680	0.8	2.5	64,460	1.81	2.20	128,140	19/09/2018
Crake	0.8	-	-	-	1.33	1.47	63,150	0.1	1.3	3,300	1.42	1.46	66,450	7/09/2021
Coote	1.0	-	-	-	-	-	-	0.4	1.5	21,000	0.42	1.54	21,000	28/09/2022
Capricorn	0.5	-	-	-	-	-	-	0.7	1.2	25,500	0.70	1.20	25,500	28/09/2022
Baden Powell	0.5	-	-	-	-	-	-	0.6	1.2	23,000	0.60	1.20	23,000	29/09/2022
Sub Total Horizon		1.47	1.33	62,930	13.93	1.77	794,970	8.18	1.68	424,120	23.38	1.71	1,282,020	
Burbanks OP	0.5	-	-	-	1.43	2	92,780	3.43	1.9	204,870	4.86	1.9	297,649	5/07/2023
Burbanks UG	2.5/2.0*	-	-	-	0.12	4.3	16,726	1.07	4.4	151,192	1.19	4.4	167,918	5/07/2023
Phillips Find OP	0.5	-	-	-	0.54	2.4	41,654	0.19	2.1	12,705	0.73	2.3	54,359	5/07/2023
Phillips Find UG	2	-	-	-	-	-	-	0.00	2.3	208	0.00	2.3	208	5/07/2023
Sub Total Greenstone		-	-	-	2.09	2.2	151,160	4.69	2.4	368,975	6.79	2.4	520,134	
Merged Group Total		1.47	1.33	62,930	16.02	1.83	946,130	12.87	1.94	793,095	30.17	1.86	1,802,154	

Note: Mineral resources for all projects are shown on a 100% basis

Detailed Peer Resource Information^{1,2}

ASX Code	Company	Development Stage	Market Cap ¹	Cash ²	Debt ²	EV	Measured ³	Indicated ³	Inferred ³	Total	Grade ³	Source
			(\$m)	(\$m)	(\$m)	(\$m)	(koz)	(koz)	(koz)	(koz)	(g/t Au)	
AME	Alto Metals	Exploration	20.2	3.5	-	16.7	-	226	606	832	1.5	ASX 3/4/23
AZY	Antipa Minerals	Pre-Development	49.6	6.3	-	43.3	-	950	1,639	2,714	1.1	ASX 2/5/23
AAR	Astral Resources	Pre-Development	52.3	1.8	-	50.6	-	790	591	1,381	1.1	ASX 20/7/23
AUC	Ausgold	Pre-Development	62.0	2.8	-	59.2	1,352	1,067	620	3,040	1.1	ASX 4/9/23
BC8	Black Cat Syndicate	Pre-Development	65.8	8.0	18.3	76.0	56	1,258	1,033	2,345	3.1	ASX 31/10/23
BTR	Brightstar Resources	Pre-Development	30.8	4.8	-	26.0	52	417	569	1,036	1.5	ASX 15/11/23
GML	Gateway Mining	Exploration	6.8	1.9	-	4.9	-	127	380	507	1.6	ASX 27/9/23
GBR	Great Boulder Resources	Exploration	34.1	5.0	-	29.2	-	340	327	668	2.8	ASX 16/11/23
GSR	Greenstone Resources	Exploration	7.5	0.5	-	7.0	-	151	369	520	2.4	ASX 6/7/23
HRN	Horizon Gold	Pre-Development	39.8	1.5	-	38.3	-	1,346	791	2,137	1.5	ASX 15/5/23
HRZ	Horizon Mineral	Exploration	23.8	5.7	7.7	25.8	63	795	424	1,282	1.7	ASX 29/12/23
KAI	Kairos Minerals	Exploration	36.7	6.4	-	30.3	-	835	784	1,618	1.0	ASX 15/5/23
KZR	Kalamazoo Resources	Exploration	20.8	1.1	0.7	20.3	-	911	525	1,436	2.8	ASX 7/2/23
KIN	Kin Mining	Exploration	73.0	2.8	-	70.2	0	430	501	932	1.3	ASX 3/7/23
MAT	Matsa Resources	Exploration	13.9	0.8	5.0	18.1	37	319	509	886	2.4	ASX 2/9/21
MM8	Medallion Metals	Pre-Development	17.8	2.6	2.9	18.1	-	790	510	1,300	2.1	ASX 13/2/23
MEK	Meeka Metals	Pre-Development	46.9	4.7	-	42.2	55	570	590	1,215	3.0	ASX 3/5/23
RXL	Rox Resources	Pre-Development	60.9	4.3	-	56.7	-	1,649	839	2,487	3.9	ASX 30/1/24
STN	Saturn Metals	Pre-Development	36.9	7.8	-	29.1	82	912	845	1,839	0.5	ASX 28/5/23

1. As at 9 February 2024; 2. As reported in December 2023 Quarterly Report; 3. IRESS, Company Announcements

Leadership Team

Ashok Parekh

Non-Executive Chairman

- Chartered accountant with over 40 years' experience who owns a large Accounting Practice, which he has operated for 38 years
- Mr Parekh has over 33 years' experience in providing advice to mining companies and service providers to the mining industry. He has spent many years negotiating with public listed companies and prospectors on mining deals which have resulted in new IPOs and the commencement of new gold mining operations. He has also been involved in the management of gold mining and milling companies in the Kalgoorlie region, and has been the Managing Director of some of these companies.
- Mr Parekh is well known in the West Australian mining industry and has a very successful background in the ownership of numerous businesses in the Goldfields.

Jon Price

Non-Executive Director

- Metallurgist with more than 30 years' experience
- Former GM of St Ives and Paddington gold mines and founding Managing Director of Phoenix Gold acquired by Evolution Mining for \$74.3M in 2015
- At Phoenix, consolidated prospective tenure in the WA Goldfields and built 4Moz resources through exploration
- Experience across company management, exploration, development, construction and mining operations

Grant Haywood

CEO & Managing Director

- Mining Engineer with over 30 years' experience in underground and open cut mining operations and is a graduate of the Western Australian School of Mines (WASM).
- Experience managing mining projects in senior leadership positions from feasibility through to development and operations predominantly in the Western Australian goldfields for junior and multinational gold mining companies including Phoenix Gold, Saracen Mineral Holdings and Gold Fields.
- Grant also attained his Masters in Mineral Economics from WASM, holds a First Class Mine Managers Certificate and is also a Graduate of the Australian Institute of Company Directors and a Fellow of the Australian Institute of Mining and Metallurgy.

Glenn Poole

Chief Geologist

- Geologist with 15 years' experience in exploration and production environments, having principally worked within orogenic gold systems for several major mining companies in Western Australia.
- Extensive experience in structurally controlled narrow vein gold and sulphide-associated gold deposits.
- Previously held senior management roles with major Australian gold producer, Northern Star, during which time, Glenn played a pivotal role in the identification and definition of new ore resources. Most recently Glenn was the Senior Geologist at Firefly Resources
- Glenn holds a Bachelor of Science (Geology & Geography) from The University of Otago, and a Master of Business Administration from LaTrobe University.

Chris Hansen

Non-Executive Director

- Mr Hansen is a multidisciplinary metals and mining professional, combining core technical fundamentals with a strong finance and project development mind-set. Having initially focused on building a solid technical foundation with industry majors, Chris later joined a preeminent London based mining private equity fund developing robust investment skills, project development expertise, market knowledge and strong industry relations.
- Since returning to Australia, Chris has leveraged his experience in both public and private markets, most recently having led mining business development activities for one of Australia's largest private investment groups.
- Mr Hansen holds a BSc in Geology from the University of Auckland, and an MSc in Mineral Economics from Curtin University.

Julian Tambyrajah

CFO & Company Secretary

- Mr Tambyrajah is a qualified Accountant (CPA) and Chartered Company Secretary (ACIS/AGIA) with over 25 years' experience including more than 20 years at the CFO & Company Secretary level.
- Mr Tambyrajah has significant experience that covers financial and techno-commercial areas such as treasury, financing, accounting, systems, supply and logistics, business development M&A, investor relations, project evaluation, feasibility studies, construction, and operations management for start-ups and global multi-billion-dollar organisations.
- Mr Tambyrajah has extensive experience in raising equity and debt from national and international financial markets, some of which includes raising US\$49M whilst at BMC UK, A\$122m whilst at Crescent Gold and A\$105m whilst at Central Petroleum

Competent Person Statements

Horizon Minerals

The information in this presentation that relates to Horizon's exploration results and Mineral Resources estimates is extracted from and was originally reported in Horizon's ASX announcements "Intermin's Resources Grow to over 667,000 Ounces" dated 20 March 2018, "Rose Hill firms as quality high grade open pit and underground gold project" dated 8 December 2020, "Updated Boorara Mineral Resource Delivers a 34% Increase In Gold Grade" dated 27 April 2021, "Penny's Find JV Resource Update" dated 14 July 2021, "Updated Crake Resource improves in quality" dated 7 September 2021, "Jacques Find-Peyes Farm Mineral Resource update" dated 15 September 2021 and "Kalpini Gold Project Mineral Resource Update" dated 28 September 2021, each of which is available at www.asx.com.au. Horizon confirms that it is not aware of any new information or data that materially affects the information included in the original market announcements and that all material assumptions and technical parameters underpinning the estimates in those announcements continue to apply and have not materially changed. The Horizon confirms that the form and context of the Competent Person's findings have not been materially modified from the original market announcements.

Greenstone Resources

The information in this presentation that relates to Greenstone's exploration results and estimates of mineral resources have been extracted from the ASX announcements titled "Global Gold Resource Increases 57% To 520,134 Oz" dated 5 July 2023 and "Interim Update Increases Resource 128% To 332,114 Oz" dated 20 September 2022 and are available at www.asx.com. Greenstone confirms that it is not aware of any new information or data that materially affects the information included in that announcement, and that all material assumptions and technical parameters underpinning the estimates in that announcement continue to apply and have not materially changed. Greenstone confirms that the form and context in which the Competent Persons (being Mr Glenn Poole, BSc, a Competent Person and a current Member of the Australian Institute of Mining and Metallurgy) findings are presented have not been materially modified from that announcement.